




MOUNTAIN OFF ROAD ENTERPRISES, LLC.  
P.O. BOX 690 DELTA COLORADO 81416  
970-625-0500  
970-625-3747 FAX  
E-mail: info@mountainoffroad.com  
www.mountainoffroad.com

## INSTALLATION INSTRUCTIONS for JKOPSP OIL PAN/TRANNY SKID PLATE



### HARDWARE KIT:

- 1- OIL PAN/TRANNY SKID PLATE
- 1- DS BRACKET
- 1- PS BRACKET
- 3- 1/2"x1-1/2 BOLTS
- 1- 1/2x1-1/4 BOLT
- 2- 1/2x1-1/4 CARRIAGE BOLT
- 6- 1/2" LOCK NUTS
- 11- 1/2" FLAT WASHER
- 1- 12mm x1.5x45mm BOLT

Please read and understand all instructions before beginning the installation of the Skid Plate. Please read the terms and policies on the back of these instructions.

The **JKOPSP** Oil Pan/Tranny Skid Plate is designed to fit the following Jeep® vehicles: 2007 to Current JK Wranglers equipped with 6-cylinder engines (3.8L) and the OEM Exhaust system.

**STEP 1:** Remove factory transmission skid plate ( IF EQUIPPED ).

**STEP 2:** Position skid plate below crossmember. Install 12mm bolt with washer in center hole (see figure 1).

**STEP 3:** Center skidplate on oilpan.

**STEP 4:** Using a 1/2" drill bit, drill a hole through the crossmember and install a 1/2" x1-1/2" bolt and nut with a washer on the top and bottom in both drilled holes. (see figure 2).

**STEP 5:** Loosen both motor mount bolts and drive bolt towards the rear of the vehicle with a rubber hammer (see figure 3).

**STEP 6:** Insert a 1/2" x 1.5" bolt with a flat washer into the rear hole of the DS motor mount bracket from the top. (see figure 4)

**STEP 7:** Install DS skid plate bracket over bolt and motor mount bolt. Slide carriage bolt from the inside of skidplate and through the bottom hole of the bracket. Loosely install flat washers and lock nuts. (see figure 5 & 5A)

**STEP 8:** Slip PS skid plate bracket over motor mount bolt and insert a 1/2" x1.25" bolt from the bottom up. Loosely install a flat washer and lock nut. (see figure 6)

**STEP 9:** Install Carriage bolt, flat, and lock washer through bottom of bracket. When all bolts are started, tighten all bolts. Verify clearance between top of bolt and motor mount and around exhaust pipes. (see figure 7 & 7A).



FIGURE 1



FIGURE 2



FIGURE 3



FIGURE 4






FIGURE 5




FIGURE 5A




FIGURE 6




FIGURE 7



**Verify Clearance between Bolt/  
Nut and PS Motor Mount !!!**

FIGURE 7A



TERMS-POLICIES:

**FIT and TOLERANCES:** This skid plate is the result of countless hours of research, testing, fitting and refining. Jeep® frames have a wide tolerance on bolt hole centers from frame to frame. This is why M.O.R.E.™ has installed “slots” in which to mount them. In addition to the factory tolerances, most people install other than factory equipment such as suspension lift kits, bumpers, etc. M.O.R.E.™ has done the best job we can to insure that our parts fit with all of the possibilities. However, you may find it necessary to grind, elongate, bend, or force these parts to fit on your rig. Please use common sense when installing these parts and let us know how we can improve them.

**DAMAGE CLAIMS:** All orders are carefully packed, however, mishandling by the carrier can result in damage. The carrier has the responsibility for the shipment from the time it leaves our warehouse until it is delivered to you. All claims for lost or damaged goods should be reported to the carrier, not to **M.O.R.E.™** LLC.

**RETURNS:** No returns will be accepted without prior permission from **M.O.R.E.™** LLC. After you receive a Return Goods Authorization (RGA) number, merchandise must be returned prepaid and insured. A claim must be made within 30 days from receipt of merchandise. The original invoice or a copy with the RGA number written on must accompany all returns. A 20% restocking fee will be charged on all parts returned for credit or refund unless merchandise is proven to be defective or was shipped wrong by **M.O.R.E.™** LLC. No merchandise will be issued credit or refund if it has been installed, modified, used in any way or is in unsalable condition.

**WARRANTY:** All merchandise is warranted to be free from defects in materials and workmanship prior to installation. Any alteration or improper use will void this warranty. Because all parts we sell are intended for use in heavy-duty applications it is not possible to warrantee or guarantee the performance of any items. **M.O.R.E.™** LLC. products and the products manufactured by others, which we sell may be subject to an infinite variety of conditions due to the manner in which they are used, serviced and/or installed. Purchasers and users of such products rely upon their own judgment as to the suitable use selection, service and installation of such products.

**PRODUCT DISCLAIMER:** Modification of your vehicle to enhance performance with parts sold by **M.O.R.E.™** LLC. may create a dangerous condition which could cause serious bodily injury, and the buyer hereby expressly assumes all risks associated with any such modifications. All parts sold by **M.O.R.E.™** LLC. are for racing or off road use only. Mountain Off Road Enterprises LLC. will not accept responsibility for personal injury or property damage arising from the failure of any parts manufactured or sold by **M.O.R.E.™** LLC.

**Specifications are subject to change without notice.**

**Jeep®, AMC®, CJ®, YJ®, TJ®, LJ®, JK®, Wrangler®,** are registered trademarks of DaimlerChrysler. **M.O.R.E.™** is not affiliated with DaimlerChrysler.

**M.O.R.E.™, BombProof™, S.R.S.™, SlipLoc™, DoubleJointed™, RockProof™,** are trademarks used by Mountain Off Road Enterprises, LLC. These instructions and the M.O.R.E.™ logo are copyright©, 1999-2009.