



Installation Instructions

Bumper (Part # SB76522)

2007 Jeep JK Stinger Front Bumper

NOTE: Carefully read entire instructions thoroughly before attempting to install this part.

Parts Included	Qty
93-5938 Stinger Bumper	1
93-5950 Skid Plate	1
90-6609 Hardware Pack: Stinger Bumper	1
7/16" X 1 1/4" HEX BOLT GR. 8	2
7/16" STOVER NUT GR. C	6
7/16" SAE HARDENED FLAT WASHER	8
1/2" STOVER NUT GRADE C	4


Parts Included	Qty
1/2" X 1 1/4" CARRIAGE BOLT GR. 5	4
1/2" USS HARDENED FLAT WASHER	4
90-6223 Hardware Pack: Skid Plate	1
3/8" X 1 1/4" GRADE 8 HEXBOLT	4
3/8" USS STOVER NUT	4
3/8" SAE GRADE 8 WASHER	8

INSTALLATION:


Step 1: Unbolt and remove the factory front bumper and hardware from the vehicle.

NOTE: Be sure to unclip the factory fog light wiring harnesses if equipped

Step 2: Drill out the (2) top row, outer holes in the frame bumper mounting plates to 7/16".
(Fig. A,B)



(Fig. A)



(Fig. B)

For Technical Support/Warranty Information please call 310-762-9944




Installation Instructions

Bumper (Part # SB76522)

2007 Jeep JK Stinger Front Bumper

Step 3: *NOTE: This step might require 2 people.* Raise the new Stinger front bumper (93-5938) up into place and align the bumper mounting studs with (4) holes on the frame mounting plates. Secure using the supplied 7/16" nuts. Insert the (2) 7/16" X 1 1/4" bolts into the remaining empty holes and secure using the supplied hardware. (Fig C)



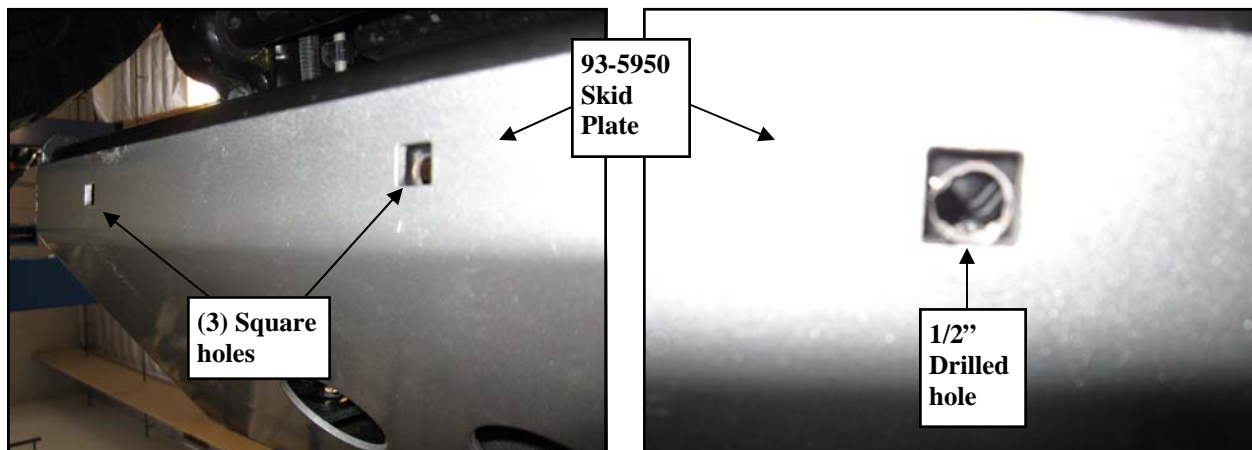
(Fig C)

Step 4: Level the bumper and torque the 7/16" Hardware to 60 ft./lbs. (Fig C)

Step 5: Install the skid plate (93-5950) to the Stinger bumper using the supplied 3/8" 1 1/4" and hardware.

Step 6: Clamp the skid plate to the lower crossmember. Using the (3) square holes as a guide, center punch and drill through factory crossmember using a 1/2" drill bit. (Fig D,E)

NOTE: Be careful not to damage the bumper while drilling.



(Fig D)

(Fig E)

For Technical Support/Warranty Information please call 310-762-9944



Installation Instructions

Bumper (Part # SB76522) 2007 Jeep JK Stinger Front Bumper

Step 7: Install the (3) 1/2" X 1 1/4" carriage bolts into the front bumper through the previously drilled holes in the crossmember and secure using the 1/2" hardware. (Fig F)



(Fig F)

Step 8: Torque the carriage bolt hardware to 45 ft./lbs. (Fig F)

Step 9: Reattach any previously unclipped wiring harnesses.

Step 10: Installation is now complete.

Product cleaning and maintenance instructions

Stainless Steel Finish – Aluminum polish may be used to polish small scratches and scuffs on the finish. Mild soap, window or glass cleaner may be used to clean the finish. **Dual state powder coat finish** – Mild soap, window or glass cleaner may be used to clean the finish. In order to protect the finish, you may wax your product on a regular basis with pure carnauba automotive wax. Do not use any types of soap, polish or was that contains abrasive that could damage the finish. **Textured coated finishes** should be cleaned with a mild soap on a damp sponge. Do not apply polish or was that requires to be removed by means of buffing. This type of wax is commonly used at car wash facilities. **Chrome Finish** – Mild soap, window or glass cleaner may be used to clean the finish. In order to protect the finish you should wax your product on a regular basis with pure carnauba automotive wax. Do not use any types of soap, polish or was that contains abrasive that could damage the finish.

For Technical Support/Warranty Information please call 310-762-9944



Installation Instructions

Bumper (Part # SB76522)

2007 Jeep JK Stinger Front Bumper

Limited Warranties

Smittybilt's products are covered under the following limited warranties only. Note that the duration of the limited warranty differs according to the material and finish of the product purchased. Subject to the duration and conditions of the limited warranty stated below, Smittybilt warrants to the original retail purchaser that its products are free from defects in material and workmanship. All other warranties and representations express or implied, are hereby disclaimed, including fitness for merchantability and buyer's intended use or purpose. All parts are sold "AS IS" except for the limited warranties granted herein. Buyer assumes all risks as to the selection, suitability and performance of all goods and products selected. This limited warranty does not cover damage or impairment in any part due to misuse, improper installation, accident or contact with on-road or off-road hazards, product modification, improper or inadequate cleaning and/or maintenance. Smittybilt is not responsible for items damaged during shipping. This warranty is not transferable from the original buyer. For the original Buyer to be eligible for the limited warranty coverage, the Buyer must provide proof of purchase. Smittybilt strongly recommends returning the warranty registration card.

Customer's remedy hereunder shall be limited only to repair or replacement (at Smittybilt's option) of any defective part(s) returned to Smittybilt at customer's expense. The determination of whether or not a returned part is defective or subject to coverage under the limited warranties stated herein shall be made at Smittybilt's sole discretion.

Duration of Limited Warranty

Limited Lifetime Warranty on Stainless Steel Products -

Smittybilt stainless steel products carry the foregoing limited repair or replacement warranty against workmanship and defects in the material so long as the original purchaser retains the original stainless steel parts.

Limited Five (5) Year / 50,000 Mile Pro-Rata Warranty (whichever occurs first) on Dual-Stage Powder Coating Products -

Smittybilt dual-stage powder coated products carry the foregoing limited repair or replacement warranty for a period of (5) years or 50,000 miles (whichever occurs first) from date of purchase against workmanship and defects in the material, provided that any claim submitted after (2.5) years from date of purchase shall, if accepted, be satisfied by Smittybilt offering customer a credit on the purchase of a replacement product equal to fifty percent (50%) of customer's initial purchase price.

Limited Three (3) Year / 36,000 Mile Pro-Rata Warranty (whichever occurs first) on Chrome Products-

Smittybilt chrome products finished carry the foregoing limited repair or replacement warranty for a period of three (3) years or 36,000 miles against workmanship and defects in the material (whichever occurs first) from the date of purchase.

To assure product quality, Smittybilt reserves the right to change product design, material, specification and finishes without prior notice to customers. This limited warranty gives you specific legal rights and you may also have other rights, which may vary from state to state. Some states do not allow limitations on how long an implied warranty lasts, so the above limitations may not apply as to you. Also, some states do not allow the exclusion or limitation of incidental or consequential damages, so the above limitations or exclusions may not apply to you. Smittybilt reserves the right to discontinue product lines and substitute products, or provide other remedies than those listed in this limited warranty for those discontinued products.

For Technical Support/Warranty Information please call 310-762-9944

Smittybilt, 400 W Artesia, Compton, CA 90220