



Installation Instructions

Jeep Rear Hitch (Part # JH44)
1987-2006 Jeep Wranglers

NOTE: Carefully read entire instructions thoroughly before attempting to assemble and/or install this product.

Parts Included	Qty
Rear Hitch	1
10 mm Bolts	8
10 mm Lock Washers	8
10 mm Nuts	8
10 mm Flat Washers	16
12 mm Bolts	4
12 mm Lock Washers	4
12 mm Flat Washers	8
12 mm Nuts	4

Tools Needed
Drill
Drill Bit Set
Ratchet
Sockets Set
Wrench Set

Step 1: Remove the factory bumper or bumperettes. On 97-06 Models you need to remove the plastic end guards first. (Figure 1,2)



(Figure 1)



(Figure 2)

Step 2: Place the hitch up against the rear frame. Line the outer holes on the brackets with the outer holes on frame. On 1987-95 models all of the holes will line up with holes in the frame. (Proceed to Step 5)
On 97-on models you will need to drill the inner holes. (Proceed to the next Step)

For Technical Support/Warranty Information please call 310-762-9944




Smittybilt, 1600 Walnut Parkway, Rancho Dominguez, CA 90220



Installation Instructions

Jeep Rear Hitch (Part # JH44)
1987-2006 Jeep Wranglers

Step 3: Temporarily attach the hitch to the vehicle frame by installing (1) 10mm bolt (2) 10 mm flat washers (1) 10mm lock washer and (1) 10 mm nut in each of the two outer holes on both sides. Now mark each of inner 2 holes on both sides on the frame. Now remove the hitch from the frame. (Figure 3-6)



(Figure 3-6)

Remove Rear Hitch

For Technical Support/Warranty Information please call 310-762-9944

Smittybilt, 1600 Walnut Parkway, Rancho Dominguez, CA 90220



Installation Instructions

Jeep Rear Hitch (Part # JH44)
1987-2006 Jeep Wranglers

Step 4: Drill the locations that you just marked to 1/2". It is recommended to use a pilot hole 3/16" first.
CAUTION: Be very cautious in this step. The vehicles fuel take is located behind the frame.
(Figure 7, 8)



(Figure 7)



(Figure 8)

Step 5: Using (1) 10mm bolt, (2) 10mm flat washers, (1) 10mm lock washer, and (1) 10mm nut at each of the 8 holes, attach the hitch to the rear frame. Tighten all hardware at this time. Installation is now complete. (Figure 9)



(Figure 9)

For Technical Support/Warranty Information please call 310-762-9944

Smittybilt, 1600 Walnut Parkway, Rancho Dominguez, CA 90220



Installation Instructions

Jeep Rear Hitch (Part # JH44)
1987-2006 Jeep Wranglers

WARNING : Do not exceed 200 LB tongue weight or 2000 LB towing weight.

NOTE: To protect your investment, wax this product after installing. Regular waxing is recommended. Do not use any type of polish/wax that contains abrasives that could damage the finish.

LIMITED WARRANTY

Smittybilt (The Company) warrants to the original purchaser of this product that should the product or any part thereof, under normal use and conditions, be proven defective in material or workmanship within the warranty period of 3 years from the date of purchase, such defect(s) will be repaired or replaced (At the Company's option) without charge for parts or labor. To obtain repair or replacement within the terms of the warranty, the product is to be delivered with proof of warranty coverage (e.g. dated bill of sale, receipt), specification of defect, freight pre-paid with Returns Good Authorization Number from Smittybilt to place of purchase or to Smittybilt. Items returned to Smittybilt Automotive without an Returns Authorization Number will be refused and returned to sender at the senders expense.

This warranty does not apply to any product or part thereof which, in the opinion of the Company, has suffered or been damaged through altercation, improper installation, mishandling, misuse, neglect accident or acts of nature. **THE EXTENT OF THE COMPANY'S LIABILITY UNDER THIS WARRANTY IS LIMITED TO THE REPAIR OR REPLACEMENT PROVIDED ABOVE AND, IN NO EVENT, SHALL THE COMPANY'S LIABILITY EXCEED THE PURCHASE PRICE PAID BY THE PURCHASER FOR THIS PRODUCT.**

This warranty is in lieu of all expressed warranties and liabilities. ANY IMPLIED WARRANTIES, INCLUDING ANY IMPLIED WARRANTY OF MERCHANTABILITY SHALL BE LIMITED TO THE DURATION OF THIS WRITTEN WARRANTY. ANY ACTION FOR BREACH OF ANY WARRANTY HEREUNDER INCLUDING ANY IMPLIED WARRANTY OF MERCHANTABILITY MUST BE BROUGHT WITHIN A PERIOD OF 90 DAYS FROM DATE OF ORIGINAL PURCHASE. IN NO CASE SHALL THE COMPANY BE LIABLE FOR ANY CONSEQUENTIAL OR INCIDENTAL DAMAGES FOR BREACH OF THIS OR ANY OTHER WARRANTY, EXPRESSED OR IMPLIED, WHATSOEVER. No person or representative is authorized to assume for the company any liability other than expressed herein in connection with the sale of this product. Some states do not allow limitations on how long an implied warranty lasts or the exclusion or limitation of incidental or consequential damage, therefore above limitations may not apply to you. This warranty gives the purchaser specific legal rights. The purchaser may have additional rights, which vary from state to state.

Some states do not allow limitations on how long an implied warranty lasts or the exclusion or limitation of incidental or consequential damage, therefore above limitations may not apply to you. This warranty gives the purchaser specific legal rights. The purchaser may have additional rights, which vary from state to state.

For Technical Support/Warranty Information please call 310-762-9944

Smittybilt, 1600 Walnut Parkway, Rancho Dominguez, CA 90220