



WWW.SMITTYBILT.COM

Installation Instructions

M1 Wire Mesh Grille

(Part #615850)

07-on Jeep Wrangler

NOTE: Carefully read entire instructions thoroughly before attempting to install this part. It is recommended to have this part installed by an experienced shop/mechanic.

INCLUDED COMPONENTS

- 1 – Grille (1 piece)
- 12 – Metal Brackets
- 12 – M4 Flange Nuts




Figure 1 – Included Hardware

TOOLS REQUIRED

- 4mm Wrench

INSTALLATION INSTRUCTIONS

1. Inspect product and check components with items listed above.
2. Pop Hood, remove plastic shroud at the top and set fasteners aside.
3. **Optional:** Using factory instructions, remove the entire front grille shell (as pictured in all Figures).
4. Position the Grille onto grille shell cavity (Figure 2).




Figure 2 – Front View of positioning Grille

5. Mark locations for drilling on the shell under the screws. Then drill holes on those locations.
6. Attach the Grille to the shell by inserting the screws through the shell; secure them with Metal Brackets and Flange Nuts provided (Figure 3).




Figure 3 – Rear view of vehicle's shell; Grills attached with Metal Brackets and Flange Nuts

7. Reinstall the plastic shroud with the fasteners removed in Step 2.



WWW.SMITTYBILT.COM

Installation Instructions

M1 Wire Mesh Grille

(Part #615850)

07-on Jeep Wrangler



You will need to cut out portions of your OEM grille in order to install this part.

- Make sure shell is placed on a clean surface
- Use the M1 grille to determine the appropriate parts of the OEM grille shell that will need to be cut out
- Most applications require a lip to be left on the grille shell in order to attach the included brackets
- Tape off all areas that will be cut to protect the finish of the grille shell
- Use extreme caution when cutting or drilling
- Its recommended to cut a little large and then trim access where needed
- Clean all cuts with a file
- Once cut, check fitment of grille and brackets to determine if more of the shell needs to be cut out

CARE AND MAINTANCE INFORMATION

We recommend normal cleaning by using mild soap and water also applying a non-abrasive aluminum polish on a regular schedule. (Taking into consideration your climate and driving time and conditions.)

Limited Warranties

Smittybilt's products are covered under the following limited warranties only. Note that the duration of the limited warranty differs according to the material and finish of the product purchased. Subject to the duration and conditions of the limited warranty stated below, Smittybilt warrants to the original retail purchaser that its products are free from defects in material and workmanship. All other warranties and representations express or implied, are hereby disclaimed, including fitness for merchantability and buyer's intended use or purpose. All parts are sold "AS IS" except for the limited warranties granted herein. Buyer assumes all risks as to the selection, suitability and performance of all goods and products selected. This limited warranty does not cover damage or impairment in any part due to misuse, improper installation, accident or contact with on-road or off-road hazards, product modification, improper or inadequate cleaning and/or maintenance. Smittybilt is not responsible for items damaged during shipping. This warranty is not transferable from the original buyer. For the original Buyer to be eligible for the limited warranty coverage, the Buyer must provide proof of purchase.

Customer's remedy hereunder shall be limited only to repair or replacement (at Smittybilt's option) of any defective part(s) returned to Smittybilt at customer's expense. The determination of whether or not a returned part is defective or subject to coverage under the limited warranties stated herein shall be made at Smittybilt's sole discretion.

Limited Five (5) Year / 50,000 Mile Pro-Rata Warranty (whichever occurs first) on Dual-Stage Powder Coating Products -

Smittybilt dual-stage powder coated products carry the foregoing limited repair or replacement warranty for a period of (5) years or 50,000 miles (whichever occurs first) from date of purchase against workmanship and defects in the material, provided that any claim submitted after (2.5) years from date of purchase shall, if accepted, be satisfied by Smittybilt offering customer a credit on the purchase of a replacement product equal to fifty percent (50%) of customer's initial purchase price.

To assure product quality, Smittybilt reserves the right to change product design, material, specification and finishes without prior notice to customers. This limited warranty gives you specific legal rights and you may also have other rights, which may vary from state to state. Some states do not allow limitations on how long an implied warranty lasts, so the above limitations may not apply as to you. Also, some states do not allow the exclusion or limitation of incidental or consequential damages, so the above limitations or exclusions may not apply to you. Smittybilt reserves the right to discontinue product lines and substitute products, or provide other remedies than those listed in this limited warranty for those discontinued products.

Warning

Rollover and other types of vehicle accidents may result in serious injury or death to you, your passengers and others sharing the road. Smittybilt accessories are decorative and are not intended to reduce or avoid injury or damage in the event of an accident. The weight and location of Smittybilt accessories may affect your vehicles' handling, stability and performance, creating an increased risk of accident or rollover. Before installing any accessory, check state laws and assure that the accessory will not obscure any lights or interfere with proper operation on your vehicle's safety equipment. Consult your owner's manual and the Smittybilt instructions, or additional safety information. Smittybilt products, nor the warnings contained herein, are not a substitute for your safe driving. Don't drink and drive, always use seat belts and don't drive faster than conditions permit.