



WWW.SMITTYBILT.COM


Installation Instructions
07-09 JK Front Bumper
Part# 76722,76508,76741,76742

NOTE: carefully read entire instructions before attempting to install this product. It is recommended to have assistance while lifting and installing the bumper.


Parts Included	Qty	Parts Included	Qty
12 x 35mm Hex Head Bolt	2	12 mm Flat Washer	12
12 x 35mm Carriage Bolt	4	12 mm Lock Washer	12
12 mm Nut	4		

Step 1: Remove your front factory bumper. On certain bumpers you may need to remove your factory front plastic frame cover. (Before taking bumper off, make sure you have disconnected the fog lights)

Step 2: Drill out the top outer hole in the front frame mounting plates to 1/2" (Fig A, B)



(Fig A)



(Fig B)


Step 3: Position the bumper up on the front of your jeep by aligning the welded studs on the bumper into the holes on the front frame mounting plates. Secure studs using 1 ea flat washer, lock washer and nut. Insert 12 x 35 mm hex bolt with 1 ea flat washer and lock washer in the reaming two holes. (Fig B) Level the bumper and then proceed to tighten all bolts to 60 ft.lbs

For Technical Support/Warranty Information please call 310-762-9944




WWW.SMITTYBILT.COM

Installation Instructions
07-09 JK Front Bumper
Part# 76722,76508,76741,76742




(Fig C)



(Fig D)

Step 4: Using the four square holes on the bottom of the front bumper as a guide, center punch and drill through the factory cross member using a 1/2" drill bit. (Fig E, F) Make sure there are no wires or other obstructions in the way before drilling.



(Fig E)



(Fig F)

For Technical Support/Warranty Information please call 310-762-9944

Smittybilt, 400 West Artesia Blvd, Compton, CA 90220



WWW.SMITTYBILT.COM

Installation Instructions
07-09 JK Front Bumper
Part# 76722,76508,76741,76742

Step 5: Attach the bottom of the bumper using 4 ea carriage bolt, flat washer, lock washer and nut. (Fig D) Torque bolts to 45 ft.lbs. Due to the variances in manufacturing there may be a small gap between the bottom of the front bumper and frame cross member.

Step 6: Installation is no complete.

CARE AND MAINTENANCE

To protect your investment it is recommended to regularly wash and wax this part. Do not use any type of cleaners that contain abrasives that may damage the finish of your part.

LIMITED WARRANTY

Smittybilt (The Company) warrants to the original purchaser of this product that should the product or any part thereof, under normal use and conditions, be proven defective in material or workmanship within 5 years from the original date of purchase, such defect(s) will be repaired or replaced (At the Company's option) without charge for parts or labor.

To obtain repair or replacement within the terms of the warranty, the product is to be delivered with proof of warranty coverage (e.g. dated bill of sale, receipt), specification of defect, freight pre-paid with Returns Good Authorization Number from Smittybilt to place of purchase. Items returned to Smittybilt without a Returns Authorization Number will be refused and returned to sender at the sender's expense.

This warranty does not apply to any product or part thereof which, in the opinion of the Company, has suffered or been damaged through altercation, improper installation, mishandling, misuse, neglect accident or acts of nature. **THE EXTENT OF THE COMPANY'S LIABILITY UNDER THIS WARRANTY IS LIMITED TO THE REPAIR OR REPLACEMENT PROVIDED ABOVE AND, IN NO EVENT, SHALL THE COMPANY'S LIABILITY EXCEED THE PURCHASE PRICE PAID BY THE PURCHASER FOR THIS PRODUCT.**

This warranty is in lieu of all expressed warranties and liabilities. ANY IMPLIED WARRANTIES, INCLUDING ANY IMPLIED WARRANTY OF MERCHANTABILITY SHALL BE LIMITED TO THE DURATION OF THIS WRITTEN WARRANTY. ANY ACTION FOR BREACH OF ANY WARRANTY HEREUNDER INCLUDING ANY IMPLIED WARRANTY OF MERCHANTABILITY MUST BE BROUGHT WITHIN A PERIOD OF 90 DAYS FROM DATE OF ORIGINAL PURCHASE. IN NO CASE SHALL THE COMPANY BE LIABLE FOR ANY CONSEQUENTIAL OR INCIDENTAL DAMAGES FOR BREACH OF THIS OR ANY OTHER WARRANTY, EXPRESSED OR IMPLIED, WHATSOEVER. No person or representative is authorized to assume for the company any liability other than expressed herein in connection with the sale of this product. Some states do not allow limitations on how long an implied warranty lasts or the exclusion or limitation of incidental or consequential damage, therefore above limitations may not apply to you. This warranty gives the purchaser specific legal rights. The purchaser may have additional rights, which vary from state to state.

For Technical Support/Warranty Information please call 310-762-9944

Smittybilt, 400 West Artesia Blvd, Compton, CA 90220



WWW.SMITTYBILT.COM

Installation Instructions
07-09 JK Front Bumper
Part# 76722,76508,76741,76742

For Technical Support/Warranty Information please call 310-762-9944

Smittybilt, 400 West Artesia Blvd, Compton, CA 90220



WWW.SMITTYBILT.COM

Installation Instructions
07-09 JK Front Bumper
Part# 76722,76508,76741,76742

For Technical Support/Warranty Information please call 310-762-9944

Smittybilt, 400 West Artesia Blvd, Compton, CA 90220