



Jeep® JK Wrangler Hood Vent Cover

Contents:

Hood Vent Cover (1)




1. Turn Vent Cover over and pull a small tab of the tape release from each strip, as shown. Position the tabs so that they can be accessed from the front side, through the slots or around the edge.



2. First, prep the area around the vent by cleaning it and then wiping it with alcohol. Then, position the Vent Cover over hood vent on vehicle. Center the slots on the Vent Cover over the slots in the vent. Ensure that the tape backing tabs are exposed. Lower the vent onto the surface of the vehicle and press down over the areas of exposed tape to hold the vent in position.



3. With the Vent Cover in position, pull the tape backing from between the tape and the body of the vehicle. Remove all tape backing in this manner. Press down around the perimeter and between all slots to ensure good adhesion of the tape.



4. Installation is done.



Congratulations on the purchase and installation of a quality Rugged Ridge product!

© Copyright 2008, Omix-Ada

Omix-Ada Inc.
460 Horizon Dr. Suite 400
Suwanee, Georgia 30024

must first purchase the replacement part. Then, if OMIX-ADA® determines the part warrantable, you will be credited the purchase price of that part.

Other Limitations - Exclusion of Damages - Your Rights Under State Law

• In consideration of the purchase price paid, neither OMIX-ADA® nor any independent distributor are responsible for any loss of use or time, rental costs, or for any incidental, consequential, punitive or other damages (whether arising in tort or contract) you may have or incur in connection with your vehicle, or your OMIX-ADA® product. Your exclusive remedy hereunder is, at OMIX-ADA®'s option, repair/replacement or refund as described above.

• This Limited Warranty gives you specific rights. You may also have other rights that vary from state to state. For example, while all implied warranties are disclaimed herein, any implied warranty required by law is limited to the duration and other enforceable terms of Limited Warranty described above. Some states do not allow limitations of how long an implied warranty lasts and /or do not allow the exclusion or limitation of incidental or consequential damages, so the limitations and exclusions herein may not apply to you.

¹ See exclusive Limited Warranty Terms included with Rugged Ridge® suspension, Winches, wheels, floor liners, Alloy™ axles/gears and other OMIX-ADA® products.

© OMIX-ADA®. Inc. 11.19.2009. All rights reserved.