


# DVEB OFF-ROAD


## Front Bumper Installation Instructions

1) Remove the factory bumper, air dam, and frame cover (optional).


A) Remove the air dam by pulling on the plastic clips holding it in place with a set of pliers.



B) Remove the factory front bumper by removing the 4 factory nuts on both bumper mounts. Unclip the wiring harness from the fog lights.



C) Cut the zip ties holding the factory fog light harness to the factory bumper.






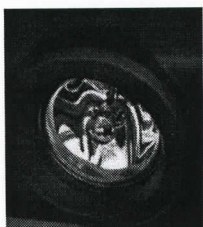
Remove the bumper completely. Now you can either remove the factory frame cover or some prefer to leave it on if not running a winch, with applicable bumpers. Some bumpers require cutting the plastic to use the frame cover.





Frame Cover



E) Remove the factory fog lights from the bumper for re-use on your new bumper by removing the 4 screws holding each one in place. (Not applicable on all models, only the ones with cut outs for the fog lights, if you don't have factory fog lights or compatible bumper skip steps D-F)

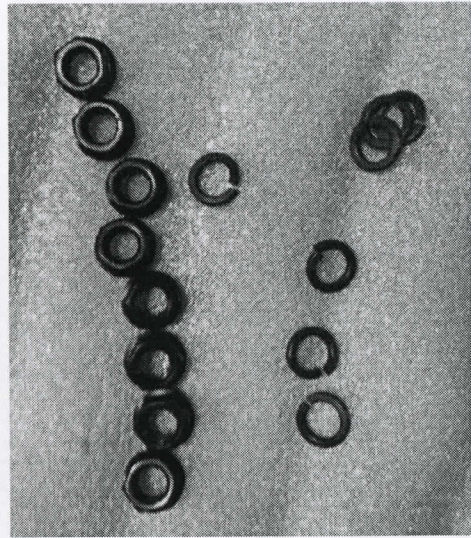



F) Line up the light housing to the tabs on your new bumper as shown and push the plastic fasteners through from the opposite side with the small ridged end of the fastener coming towards you.







Locate the mounting plates and studs on the inside of the bumper. Also locate the 8 nuts and lock washers provided with the hardware.



A) Lift the bumper up to the frame and insert studs into the frame holes where the stock bumper originally mounted.




B) Loosely insert the lock washers and nuts onto the studs. Once all studs are in the proper mounting positions check the alignment and tighten to 60 ft/ lbs.







Reconnect the fog light harness to the fog light that is now installed into your new bumper



Note: For LFS Series bumpers cut the factory fog light harness off and splice the wires coming from your bumper into the factory fog light wiring.

Enjoy Your new DV8 Bumper!

