

## Installation of Smittybilt ¾" Receiver Hitch D Ring

**Installation Time:** 5 Minutes

**Tools Required:** None Required



*Note: This D Ring does not come with a hitch pin – you will need to supply your own.*


**Installation Instructions:**

*What's in the box:*



1. Slide D Ring into receiver hit and install hitch pin.





Installation Instructions Written by ExtremeTerrain Customer Chad Brubaker 1/22/2017