

KARGO MASTER[®]



Hardware List

60245

60300

60320

60250

60305


60321

Tools Needed

1/4" Allen Hex

Hardware Pack

(D)
QTY - 8
5/16"-18 x 7/8"
Socket Head Cap Screw



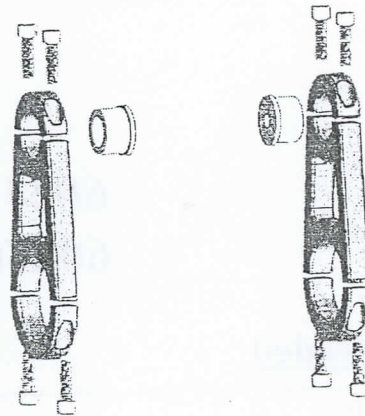
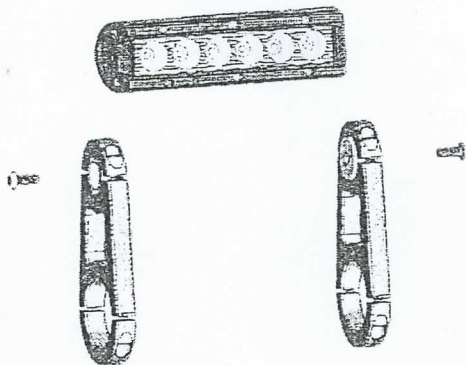
KARGO MASTER[®]

SAFARI

Light Mount (60300/60305) Installation Instructions

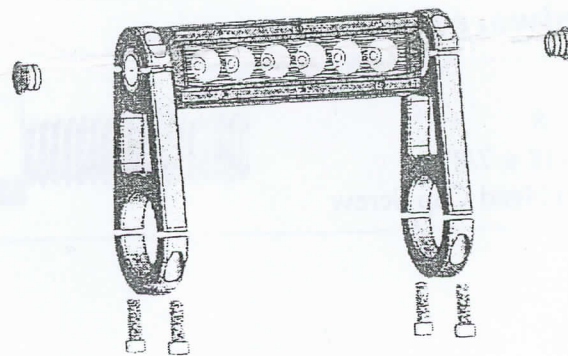
Step 1

- Clamp and bolt light mount inserts (60300-00-001) to the small end of the standoff brackets (60321/60320) using four 5/16" x 7/8" socket head bolts.



Step 2

- Bolt both clamps to the end of the light using the hardware provided by the light manufacturer.



Step 3

- Bolt other end of clamp in your desired position using four 5/16" x 7/8" socket head bolts.
- Position light as desired and press in cover caps (60300-00-002).

Your installation is now complete.

