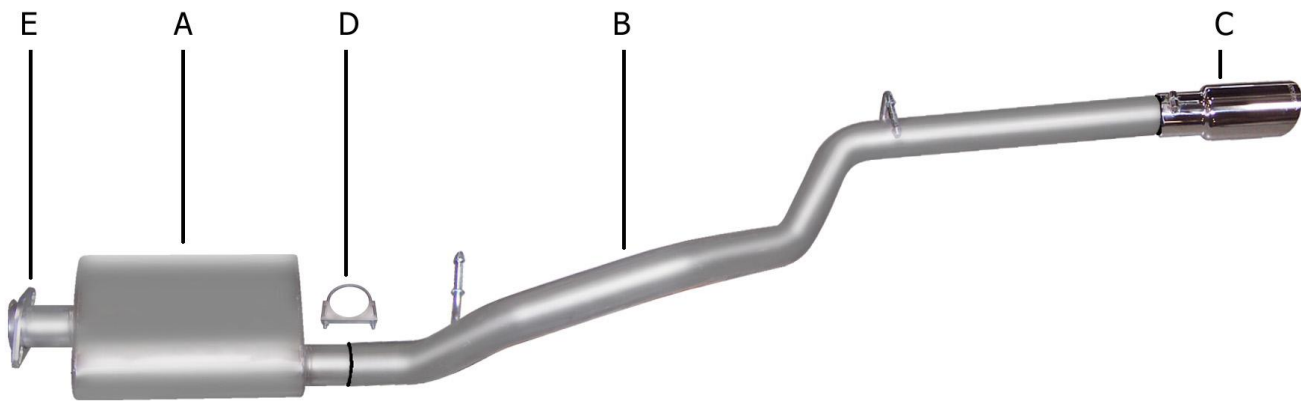




PERFORMANCE EXHAUST SYSTEMS

**INSTRUCTION MANUAL**  
**CAT-BACK STAINLESS SINGLE EXHAUST**  
**JEEP WRANGLER TJ & RUBICON 2.5L-4.0L 4WD**  
**PART #617700**

---



---

ITEM	PART #	QTY	DESCRIPTION
A	13215S-B	1	STAINLESS SUPERFLOW MUFFLER W/ FLGE #GP-102
B	931-700703S	1	2-1/4" STAINLESS OVERAXLE TAILPIPE
C	500370	1	3" STAINLESS TIP
D	5756	1	2-1/4" CLAMP
E	BO-1020	1	BOLT KIT FOR MUFFLER FLANGE

---

EXIT IS STRAIGHT OUT THE BACK.  
FLANGE CONNECTION TO THE CONVERTER.

**\*Will not fit w/ a Long Travel Lift Kit.**


Thank you for purchasing our GIBSON EXHAUST SYSTEM for your vehicle.  
If you need further assistance, please do not hesitate to call our Technical Department at (800) 528-3044, Monday through Friday, 8:00 am to 5:00 pm

# INSTALLATION INSTRUCTIONS

WHEN INSTALLING THIS EXHAUST SYSTEM, MAKE SURE TO USE PROPER SAFETY PRECAUTIONS. USE JACK STANDS WHEN UNDER THE TRUCK, BLOCK TIRES AND USE SAFETY GLASSES AND GLOVES. **DO NOT WORK WITH HOT PIPES!**

## SUGGESTED TOOLS:


**15MM SOCKET, 9/16" SOCKET, 1/2" WRENCH, 1/2" SOCKET, HACKSAW, WD-40**



LAY OUT THE GIBSON EXHAUST ON THE FLOOR SO IT LOOKS LIKE THE DRAWING AND COMPARE IT TO THE MANUAL. TO REMOVE THE STOCK EXHAUST CUT OFF TAILPIPE JUST BEHIND THE MUFFLER THEN REMOVE MUFFLER FROM 2- BOLT FLANGE JUST IN FRONT OF MUFFLER. LEAVE ALL RUBBER GROMMETS IN PLACE. USE WD-40 TO AID IN REMOVAL OF EXHAUST AND HANGERS.



INSTALL THE OVERAXLE TAILPIPE #B INTO THE MUFFLER 1 1/2" TO 2". SECURE TO THE MUFFLER USING CLAMP #D. DO NOT TIGHTEN. INSERT WELDED HANGERS INTO RUBBER GROMMETS. NOTE, SHORT END OF OVER AXLE PIPE INSERTS INTO MUFFLER.



ATTACH MUFFLER ASSEMBLY #A ONTO YOUR EXISTING STOCK FLANGE. USE BOLT KIT # E TO SECURE TO FLANGE. USE A JACK STAND TO SUPPORT THE MUFFLER.



INSTALL STAINLESS STEEL TIP. CLAMP DOWN. WHEN YOU HAVE EVERYTHING IN PLACE, FIRMLY TIGHTEN ALL BOLTS AND CLAMP DOWN SECURELY. TO CLEAN STAINLESS TIP, USE A SCOTCH BRITE PAD AND ANY STAINLESS STEEL OR ALUMINUM CLEANER.



**MAKE SURE YOU HAVE A 1" CLEARANCE ON ALL BRAKE LINES, FUEL LINES, SHOCKS, TIRES, ETC.**