




# Installation Instructions

Black Ceramic Cat-Back Split Rear Exhaust  
07-16 Jeep Wrangler 3.8L ,V6 4wd  
12-16 Jeep Wrangler 3.6L

Part #60-0023



ITEM	PART	QUANTITY	DESCRIPTION
A	999700743-B	1	Black Ceramic CFT Muffler Assembly
B	5757	1	2.5" Clamp
C	61-1049	2	5" Metal Mulisha Exhaust Tip.

37x22x8


Thank you for purchasing our Gibson Exhaust System for your vehicle.  
If you need further assistance, please do not hesitate to call our technical department at  
(800) 528 -3044 Monday through Friday, 8am to 5 pm.

# Installation Instructions #60-0023


When installing this exhaust system make sure to use proper safety precautions. Use jack stands when working under the vehicle, set parking brake, block tires and use safety glasses and gloves. Allow exhaust to cool before attempting installation. Severe injury or burns could occur if safety measures are not taken.

**SUGGESTED TOOLS:** 1/2", 9/16", 15mm wrenches & sockets, WD-40, hacksaw, jack stands


1. Disconnect the negative battery cable before removal of OEM exhaust. This will allow the computer to reset and recognize the new exhaust. Lay out the exhaust on the floor so it looks like the drawing and compare parts with manual.




2. To remove the stock exhaust, unbolt band clamp located just behind your factory muffler. Disengage the welded hangers using WD-40 from the OEM rubber grommets. Do not damage or remove the rubber grommets as you will reuse them to mount your new system.



4. Install stainless steel tips. Clamp down. When you have everything in place, firmly tighten all bolts and clamps down securely. Use stainless steel cleaner and a Scotch Brite pad weekly to prevent tip from discoloration. Inspect all fasteners after 25-50 miles of operation and re-tighten as necessary.



3. Install muffler assembly #A onto stock pipe. Insert welded hangers into rubber grommets. Use clamp #B to secure.



GIBSON EXHAUST systems are designed on a **factory stock** vehicle.

Any aftermarket products used in addition to our system could change performance and sound levels of the exhaust.

**Make sure there is a 1" clearance from ALL rubber brake lines, shock boots, lines, tires, etc. to prevent heat related damage or fire.**