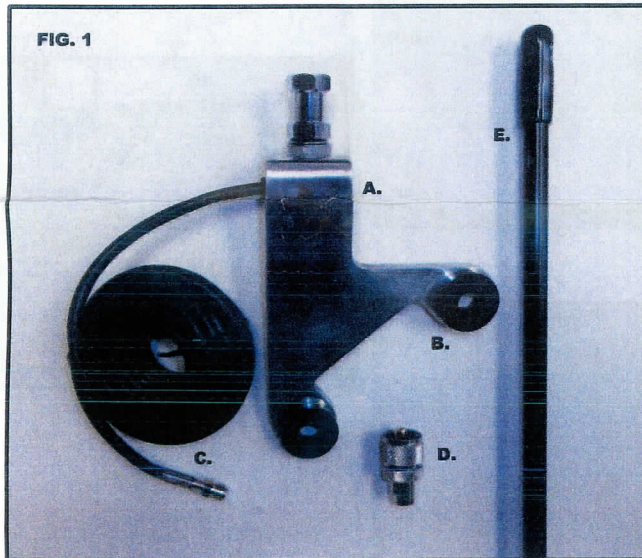



JEEP SPARE TIRE CB ANTENNA INSTALLATION INSTRUCTIONS



PARTS LIST

- A. ALUMINUM MOUNT
- B. STEP WASHER (X 2)
- C. COAXIAL CABLE W/FME CONNECTOR
- D. PL259 ADAPTOR
- E. ANTENNA
- F. 8MM BOLT (X 2)
- G. LOCK WASHER (X 2)
- H. FLAT WASHER (X 2)



INSTALLATION

1. REMOVE THE SPARE TIRE FROM THE VEHICLE.
2. REMOVE THE TWO BOLTS IN THE UPPER RIGHT PORTION OF THE SPARE TIRE MOUNT USING A 13MM WRENCH
3. SAVE THE REMOVED BOLTS AND WASHERS TO REINSTALL IF YOU REMOVE THE JEEP ANTENNA MOUNT. **THESE BOLTS CAN NOT BE USED FOR THE JEEP ANTENNA MOUNT**

MOUNT

4. MOUNT THE JEEP ANTENNA MOUNT (A) TO SPARE TIRE HOLDER USING THE SUPPLIED BOLTS (F) AND WASHERS (G,H) AS SHOWN IN FIG. 2. THE BLACK PLASTIC STEP WASHERS (B) SUPPLIED WITH THE ANTENNA MOUNT ARE TO BE INSTALLED BETWEEN THE ANTENNA MOUNT AND THE SPARE TIRE MOUNT. THE THIN WASHER SHOULD ON THE LEFT AND THE THICK WASHER ON THE RIGHT.
5. THE MOUNT IS ADJUSTABLE. MAKE SURE IT IS LEVEL AND THE ANTENNA (E) IS STRAIGHT BEFORE TIGHTENING THE BOLTS COMPLETELY.




CABLE

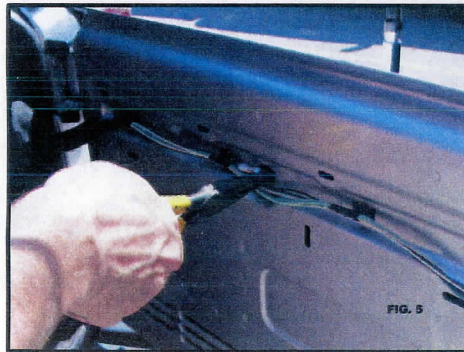
6. THE COAXIAL CABLE (C) SHOULD BE RUN THROUGH THE OVAL RUBBER GROMMET ON THE RIGHT SIDE OF THE REAR DOOR BELOW THE SPARE TIRE MOUNT (SEE FIG. 3). REMOVE THE GROMMET. DRILL OR CUT A HOLE IN THE GROMMET FOR THE CABLE TO FEED THROUGH.




7. INSIDE OF THE REAR DOOR IS A PLASTIC PANEL. REMOVE THE PANEL (SEE FIG. 4). FEED THE CABLE THROUGH THE OUTSIDE RUBBER GROMMET. PULL THE CABLE THROUGH FROM THE INSIDE USING A PAIR OF NEEDLE NOSE PLIERS (SEE FIG. 5).



8. PULL THE CABLE TO THE LEFT ALONG THE DOOR STRAP. REPLACE THE PLASTIC PANEL (SEE FIG. 6).



9. RUN THE CABLE ALONG THE DOOR STRAP TO THE PLASTIC CHANNEL WHICH RUNS FROM THE REAR DOOR TO THE PASSENGER DOOR (SEE FIG. 7). TUCK THE CABLE IN THE PLASTIC CHANNEL.



10. TUCK THE CABLE INTO AND DOWN THE VERTICAL TRIM ALONG THE PASSENGER DOOR (SEE FIG. 8). NEXT, TUCK THE CABLE UNDER THE DOOR THRESHOLD TO THE FRONT OF THE VEHICLE (SEE FIG. 9).



11. ROUTE THE COAXIAL CABLE UNDER THE DASH TO YOUR CB RADIO. IF YOU HAVE EXCESS CABLE DO NOT COIL IT UP, RATHER USE A LOOSE ZIGZAG PATTERN. CONNECT THE PL-259 ADAPTOR (D) TO THE FME CONNECTOR ON THE CABLE. CONNECT TO THE CB RADIO. MOUNT SPARE TIRE BACK ON JEEP.

