

Trail Door "Skins"



Soft Top and Tonneau Covers



Hard Top "Headliners"

See Our Full Line of Wrangler Products
www.jeep topsusa.com




TKY100FF
 Promotion Code...




"Shade Style" Full Length

- Summer Mesh Shade Tops In Two Styles
- Wrangler Hardtop Headliners
- Soft Top Storage Boots
- Tonneau Cargo Area Covers
- Trail Door Skins
- Soft Top Window Storage Tube



"Safari Style" 3/4 Length




Jeep Wrangler 2007-2016 3/4 Style Shade Top 4 Door JK Installation Guide

www.jeep topsusa.com
[SUPPORT@JEEPTOPSUSA.COM](mailto:support@jeep topsusa.com)
 469-532-0808

1. Lay shade top across roll cage and position near windshield. Magnets may try to attach. Just pull toward back.



2. Attach the front flat hooks **bottom up** to existing front windshield mounts, make sure the strap is behind the hook! **It's Important to do this first!**



4. Pull the center back straps to stretch out the top front to back. Check for alignment, tighten straps and **stretch** top to a tight fit.



5. Snap and adjust the memory buckles starting at the front and continue to the rear. You will come back and tighten in next step.



3. Roll top to rear of the vehicle while keeping top centered on roll cage. Center bar magnet supports will align automatically.



6. Tighten and adjust as necessary. Buckles are very strong and materials will stretch. To remove just reverse - it's faster the second time!

