



---

# TUBULAR FRONT BUMPER

(1987-2006 Wrangler YJ/TJ)

---

## INSTALLATION INSTRUCTIONS

### CONTENTS


---

(1) Front Tubular Bumper  
(4) Washers


### TOOLS REQUIRED

---

T-55 Torx Socket  
Socket Wrench  
Socket Extension

**STEP 1**


Remove the upper (4) T-55 torx bolts from the top of the factory bumper, these bolts will be reused. Remove tow hooks, if equipped, these will not be reused.

**STEP 2**

Remove the (2) lower T-55 torx bolt from the bottom of the front bumper, these bolts will be reused.

**STEP 3**

Place the front bumper over the front of the frame, with light mounts on the top. Reinstall the (2) front upper bolt through the front bumper.

**STEP 4**

Reinstall the (2) lower T-55 torx bolt into the bottom of the front bumper.

If brackets were included, they will not be needed for this front bumper install.