



OMIX-ADA, Inc.

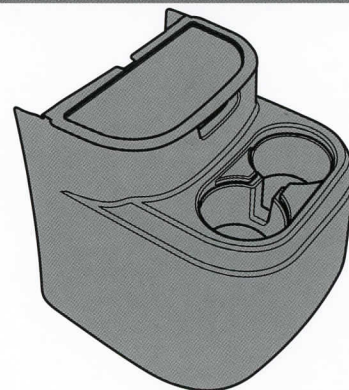


13551.50 (Black 2 Door JK)
 13551.51 (Black 4 Door JK)
 13551.52 (Tan 2 Door JK)
 13551.53 (Tan 4 Door JK)

REAR SEAT ORGANIZER JK 2011+ PATENT PENDING

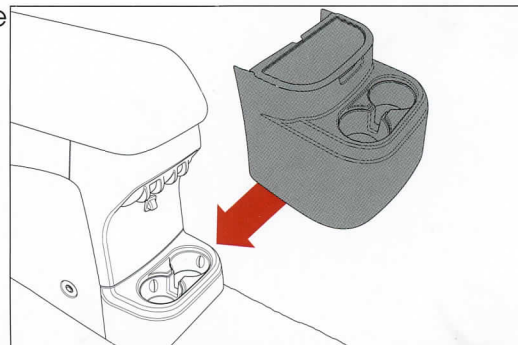
Contents:

- Rear Seat Organizer

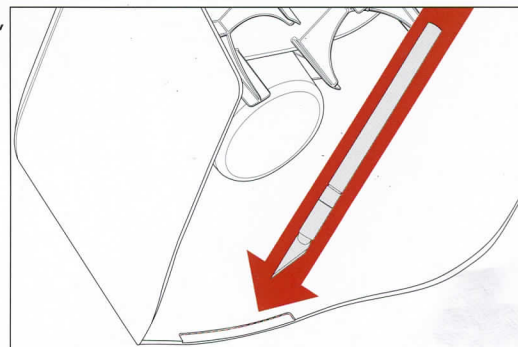


NOTICE Illustrations and product will vary from 2 door to 4 door JK's.

1. Place/push rear seat organizer onto the rear seat cup holder. Make sure factory rubber sleeve is installed in cup holder.

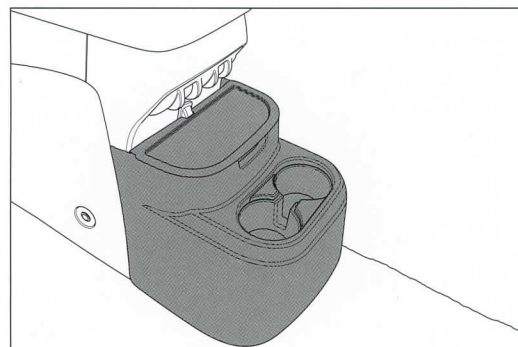


2. **ONLY** If you own a four door Rugged Ridge Floor liner(12975.01/.03), find recess on the underside of the rear seat organizer. Using a razor blade, cut out the recess as shown.



CAUTION Cutting/Sharp Edge Hazard: Cut carefully using gloves and eye protection.

3. Rear seat organizer is now secured and ready for use.



OMIX-ADA® TECHNICAL SUPPORT

PHONE: M-F 8am - 5pm EST 1-800-449-6649 | EMAIL: techsupport@omix-ada.com

FOR WARRANTY INFORMATION VISIT: www.Omix-Ada.com