



TUBULAR FRONT BUMPER

(1987-2006 Wrangler YJ/TJ)


INSTALLATION INSTRUCTIONS

CONTENTS


(1) Front Tubular Bumper
(4) Washers

TOOLS REQUIRED

T-55 Torx Socket
Socket Wrench
Socket Extension

**STEP 1**


Remove the upper (4) T-55 torx bolts from the top of the factory bumper, these bolts will be reused. Remove tow hooks, if equipped, these will not be reused.

**STEP 2**

Remove the (2) lower T-55 torx bolt from the bottom of the front bumper, these bolts will be reused.

**STEP 3**

Place the front bumper over the front of the frame, with light mounts on the top. Reinstall the (2) front upper bolt through the front bumper.

**STEP 4**

Reinstall the (2) lower T-55 torx bolt into the bottom of the front bumper.

If brackets were included, they will not be needed for this front bumper install.